

Spa Race Festival 2012

Belgian Historic Cup - Race 2

20 - 22 July 2012

Spa - 7003 mtr.

Pos	Nbr	Name	Car	Cls	PIC	Gap	Total time	Fastest	In	Avg. Speed
1	19	VAN ELDEREN Jan	Porsche 911 RS	3 D	1	-- 9 laps --	26:11.301	2:51.300	3	144.40
2	316	JULESEN Tjarco	Porsche 911	5	1	3.628	26:14.929	2:51.749	3	144.06
3	107	GELISSEN Olav	Porsche 964	4 D	1	11.460	26:22.761	2:51.060	8	143.35
4	3	PAQUE Pierre-Yves	Porsche 911 SC RS	4 D	2	17.164	26:28.465	2:52.224	8	142.84
5	58	DIERICKX Geert	BMW E 30 M3	4 C	1	26.334	26:37.635	2:53.832	9	142.02
6	15	FRANS Tony	Chevrolet Camaro Z28	2 E	1	30.685	26:41.986	2:55.188	3	141.63
7	5	VAN SPRUNDEL Freddy	Ford Escort RS2000 Mk I	3 C	1	1:02.709	27:14.010	2:58.592	6	138.85
8	20	VAN HAM Cor	Porsche 934	3 D	2	1:06.706	27:18.007	3:00.002	9	138.52
9	51	ROSENHART Edgar	Ford Mustang GP II 302	1 E	1	1:07.126	27:18.427	3:00.064	9	138.48
10	87	BLOMAERT Herbert	BMW E 30 325i	4 C	2	1:15.266	27:26.567	2:59.587	5	137.80
11	36	VAN ROMPUY Tom	Opel Kadett GTE	1 C	1	1:17.711	27:29.012	3:00.121	7	137.59
12	75	BLEUS Georges	VW Golf GTI	3 B	1	1:19.225	27:30.526	3:00.475	8	137.46
13	81	Scheurs/Lotterer	Audi Coupé 2,0	4 C	3	1:20.912	27:32.213	3:00.380	8	137.32
14	24	VAN ELDEREN Bas	BMW E30 325i	4 C	4	1:29.761	27:41.062	2:59.372	8	136.59
15	78	SMEETS Bert	Dodge Challenger	3 D	3	1:33.373	27:44.674	3:01.854	2	136.30
16	117	NULENS Eric	Porsche 964	4 D	3	1:43.385	27:54.686	3:03.654	7	135.48
17	205	Van den BOOGAARD	Porsche 964	4 D	4	1:53.784	28:05.085	3:04.144	2	134.65
18	123	VAN LAARHOVEN Marcel	Ford Mustang Shelby GT350	1 E	2	1:55.857	28:07.158	3:03.227	7	134.48
19	55	SELDERS Kees	TVR Vixen 2500	3 C	2	1:56.061	28:07.362	3:04.528	7	134.46
20	28	D'HOOGE Corry	Lancia Beta Monte Carlo	5	2	2:07.663	28:18.964	3:04.602	5	133.55
21	120	LAUREYNS Tom	BMW 325i	4 C	5	2:14.291	28:25.592	3:04.574	8	133.03
22	69	RION Stephane	Lotus Europa Twin Cam	2 B	1	2:16.978	28:28.279	3:05.517	7	132.82
23	33	CRYNS Rafaël	Porsche 911 ST	2 D	1	2:17.429	28:28.730	3:06.752	9	132.78
24	45	VAN DAMME Patrick	Opel Kadett GTE	2 C	1	2:17.937	28:29.238	3:06.801	9	132.74
25	83	DIERICK Marnix	Jaguar 420 Saloon	3 D	4	2:52.116	29:03.417	3:10.904	7	130.14
26	68	BRUNEEL Raphael	VW Golf	4 B	1	2:54.760	29:06.061	3:08.755	9	129.94
27	110	MATHAY Marc	BMW 2002 Alpina	2 C	2	2:55.252	29:06.553	3:08.300	8	129.91
28	250	BRAUNÉISER Hans	Ford Escort MK II	4 C	6	3:05.575	29:16.876	3:11.067	8	129.14
29	171	T' HOEN Robert-Jan	Austin Healey 3000 Mk I	1 E	3	3:07.989	29:19.290	3:11.945	9	128.97
30	6	DE BAER Guy	Ford GT 40	3 D	5	3:08.698	29:19.999	3:11.891	9	128.91
31	172	VISSER Cor *	Austin Healey 3000 Mk III	1 E	4	3:09.754	29:21.055	3:11.471	8	128.84
32	37	VAN de PLASSE Jean-Pierre	Peugeot 205 GTI	4 C	7	-- 8 laps --	26:12.397	3:09.345	5	128.26
33	89	FARROW David	Alfa Romeo Giulia Super	2 B	2	4.923	26:17.320	3:13.071	6	127.86
34	63	VERECKEN Michel	Ford Escort RS2000	2 C	3	49.824	27:02.221	3:09.265	3	124.32
35	29	MATTHIEU Marc	Austin Healey Sprite Frogeye	3 A	1	1:22.148	27:34.545	3:20.618	6	121.89
36	41	DIELEN Héliène	Austin Healey Sprite Mk III	3 A	2	1:30.082	27:42.479	3:20.842	7	121.31
37	48	vandekerkhove	Berlina 1750	3 C	3	1:30.246	27:42.643	3:23.966	5	121.30
38	195	POTTERS Mario	Peugeot 205 GTI	4 C	8	1:35.077	27:47.474	3:23.269	5	120.95
39	39	TINEBRA Fabrice	Porsche 924 S	3 C	4	2:37.687	28:50.084	3:30.855	8	116.57

Fastest time : 2:51.060 in lap 8 by nbr. 107 : GELISSEN Olav (Porsche 964)

Timekeeping by : RSTime by TimeService.nl

Results and Laptimes : www.racereults.nu

DEFINITIF 21/07/2012 - 14h05'

Time Printed : 13:16:19

Publication-time

13:30h

Clerk of the Course

Steward

Timekeeper

Page 1 of 2

Results remain provisional pending technical examination and decisions from the stewards of the meeting

timeservice.nl

Spa Race Festival 2012

Belgian Historic Cup - Race 2

20 - 22 July 2012

Spa - 7003 mtr.

Pos	Nbr	Name	Car	Cls	PIC	Gap	Total time	Fastest	In	Avg. Speed
NOT CLASSIFIED IN CLASS 3 C										
Classification Limit (75% of 9 laps) = 6 laps										
DNC	96	VAN ROMPUY Dirk	Opel Kadett GTE	3 C	5	1 laps	3:32.191		0	118.81
NOT CLASSIFIED IN CLASS 4 C										
Classification Limit (75% of 9 laps) = 6 laps										
DNC	121	BRACKE Jonathan	BMW 325i	4 C	9	2 laps	7:14.922	3:21.978	1	115.93
NOT CLASSIFIED IN CLASS 4 D										
Classification Limit (75% of 9 laps) = 6 laps										
DNC	109	WOLTERS Hans	Porsche 964	4 D	5	2 laps	6:14.892	3:00.369	2	134.49

The classification distance (75% of 9 laps = 6 laps) was achieved
 The classification distance (75% of 9 laps = 6 laps) was achieved
 The classification distance (75% of 9 laps = 6 laps) was achieved
 The classification distance (75% of 9 laps = 6 laps) was achieved
 The classification distance (75% of 9 laps = 6 laps) was achieved
 The classification distance (75% of 9 laps = 6 laps) was achieved
 The classification distance (75% of 8 laps = 6 laps) was achieved
 The classification distance (75% of 9 laps = 6 laps) was achieved
 The classification distance (75% of 9 laps = 6 laps) was achieved
 The classification distance (75% of 9 laps = 6 laps) was achieved
 The classification distance (75% of 9 laps = 6 laps) was achieved
 The classification distance (75% of 9 laps = 6 laps) was achieved
 The classification distance (75% of 9 laps = 6 laps) was achieved
 The classification distance (75% of 9 laps = 6 laps) was achieved
 The classification distance (75% of 9 laps = 6 laps) was achieved

All participants are classified in class : 1 C
 All participants are classified in class : 1 E
 All participants are classified in class : 2 B
 All participants are classified in class : 2 C
 All participants are classified in class : 2 D
 All participants are classified in class : 2 E
 All participants are classified in class : 3 A
 All participants are classified in class : 3 B
 All participants are classified in class : 3 C
 All participants are classified in class : 3 D
 All participants are classified in class : 4 B
 All participants are classified in class : 4 C
 All participants are classified in class : 4 D
 All participants are classified in class : 5

Fastest time : 2:51.060 in lap 8 by nbr. 107 : GELISSEN Olav (Porsche 964)

Timekeeping by : RSTime by TimeService.nl

Results and Laptimes : www.racereults.nl

Time Printed : 13:16:19

Publication-time

13:30h

Clerk of the Course

Steward

Timekeeper

Hans Schöck

Harald Roelse

timeservice.nl

Spa Race Festival 2012

Belgian Historic Cup - Race 2

20 - 22 July 2012

Spa - 7003 mtr.

Class = 1 C

Pos	Nbr	Name	Car	Gap	Diff	Total time	Fastest	In
1	36	VAN ROMPUY Tom	Opel Kadett GTE	-- 9 laps --		27:29.012	3:00.121	7

Class = 1 E

Pos	Nbr	Name	Car	Gap	Diff	Total time	Fastest	In
1	51	ROSENHART Edgar	Ford Mustang GP II 302	-- 9 laps --		27:18.427	3:00.064	9
2	123	VAN LAARHOVEN Marcel	Ford Mustang Shelby GT350	48.731	48.731	28:07.158	3:03.227	7
3	171	T' HOEN Robert-Jan	Austin Healey 3000 Mk I	2:00.863	1:12.132	29:19.290	3:11.945	9
4	172	VISSER Cor *	Austin Healey 3000 Mk III	2:02.628	1.765	29:21.055	3:11.471	8

Class = 2 B

Pos	Nbr	Name	Car	Gap	Diff	Total time	Fastest	In
1	69	RION Stephane	Lotus Europa Twin Cam	-- 9 laps --		28:28.279	3:05.517	7
2	89	FARROW David	Alfa Romeo Giulia Super	-- 8 laps --		26:17.320	3:13.071	6

Class = 2 C

Pos	Nbr	Name	Car	Gap	Diff	Total time	Fastest	In
1	45	VAN DAMME Patrick	Opel Kadett GTE	-- 9 laps --		28:29.238	3:06.801	9
2	110	MATHAY Marc	BMW 2002 Alpina	37.315	37.315	29:06.553	3:08.300	8
3	63	VERECKEN Michel	Ford Escort RS2000	-- 8 laps --		27:02.221	3:09.265	3

Class = 2 D

Pos	Nbr	Name	Car	Gap	Diff	Total time	Fastest	In
1	33	CRYNYS Rafaël	Porsche 911 ST	-- 9 laps --		28:28.730	3:06.752	9

Class = 2 E

Pos	Nbr	Name	Car	Gap	Diff	Total time	Fastest	In
1	15	FRANS Tony	Chevrolet Camaro Z28	-- 9 laps --		26:41.986	2:55.188	3

Class = 3 A

Pos	Nbr	Name	Car	Gap	Diff	Total time	Fastest	In
1	29	MATTHIEU Marc	Austin Healey Sprite Frogeye	-- 8 laps --	3:49.364	27:34.545	3:20.618	6
2	41	DIELEN Hélène	Austin Healey Sprite Mk III	7.934	7.934	27:42.479	3:20.842	7


Class = 3 B

Pos	Nbr	Name	Car	Gap	Diff	Total time	Fastest	In
1	75	BLEUS Georges	VW Golf GTI	-- 9 laps --		27:30.526	3:00.475	8

Class = 3 C

Pos	Nbr	Name	Car	Gap	Diff	Total time	Fastest	In
1	5	VAN SPRUNDEL Freddy	Ford Escort RS2000 Mk I	-- 9 laps --		27:14.010	2:58.592	6
2	55	SELDERS Kees	TVR Vixen 2500	53.352	53.352	28:07.362	3:04.528	7
3	48	vandekerhove	Berlina 1750	-- 8 laps --		27:42.643	3:23.966	5
4	39	TINEBRA Fabrice	Porsche 924 S	1:07.441	1:07.441	28:50.084	3:30.855	8

NOT CLASSIFIED IN CLASS 3 C			Classification Limit (75% of 9 laps) = 6 laps					
DNC	96	VAN ROMPUY Dirk	Opel Kadett GTE	1 laps		3:32.191		0

Fastest time : 2:51.060 in lap 8 by nbr. 107 : GELISSEN Olav (Porsche 964)		Timekeeping by : RSTime by TimeService.nl		Publication-time	
Results and Laptimes : www.raceresults.nl		Time Printed : 13:18:36			
Clerk of the Course Hans Schnock		Steward J. Small			
Page 1 of 2		Results remain provisional pending technical examination and decisions from the stewards of the meeting			

Spa Race Festival 2012

Belgian Historic Cup - Race 2

20 - 22 July 2012

Spa - 7003 mtr.

Class = 3 D

Pos	Nbr	Name	Car	Gap	Diff	Total time	Fastest	In
1	19	VAN ELDEREN Jan	Porsche 911 RS	-- 9 laps --		26:11.301	2:51.300	3
2	20	VAN HAM Cor	Porsche 934	1:06.706	1:06.706	27:18.007	3:00.002	9
3	78	SMEETS Bert	Dodge Challenger	1:33.373	26.667	27:44.674	3:01.854	2
4	83	DIERICK Marnix	Jaguar 420 Saloon	2:52.116	1:18.743	29:03.417	3:10.904	7
5	6	DE BAER Guy	Ford GT 40	3:08.698	16.582	29:19.999	3:11.891	9

Class = 4 B

Pos	Nbr	Name	Car	Gap	Diff	Total time	Fastest	In
1	68	BRUNEEL Raphael	VW Golf	-- 9 laps --		29:06.061	3:08.755	9

Class = 4 C

Pos	Nbr	Name	Car	Gap	Diff	Total time	Fastest	In
1	58	DIERICKX Geert	BMW E 30 M3	-- 9 laps --		26:37.635	2:53.832	9
2	87	BLOMAERT Herbert	BMW E 30 325i	48.932	48.932	27:26.567	2:59.587	5
3	81	Scheurs/Lotterer	Audi Coupé 2,0	54.578	5.646	27:32.213	3:00.380	8
4	24	VAN ELDEREN Bas	BMW E30 325i	1:03.427	8.849	27:41.062	2:59.372	8
5	120	LAUREYNS Tom	BMW 325i	1:47.957	44.530	28:25.592	3:04.574	8
6	250	BRAUNEISER Hans	Ford Escort MK II	2:39.241	51.284	29:16.876	3:11.067	8
7	37	VAN de PLASSE Jean-Pierre	Peugeot 205 GTI	-- 8 laps --		26:12.397	3:09.345	5
8	195	POTTERS Mario	Peugeot 205 GTI	1:35.077	1:35.077	27:47.474	3:23.269	5

NOT CLASSIFIED IN CLASS 4 C Classification Limit (75% of 9 laps) = 6 laps

DNC	121	BRACKE Jonathan	BMW 325i	2 laps		7:14.922	3:21.978	1
-----	-----	-----------------	----------	--------	--	----------	----------	---

Class = 4 D

Pos	Nbr	Name	Car	Gap	Diff	Total time	Fastest	In
1	107	GELISSEN Olav	Porsche 964	-- 9 laps --		26:22.761	2:51.060	8
2	3	PAQUE Pierre-Yves	Porsche 911 SC RS	5.704	5.704	26:28.465	2:52.224	8
3	117	NULENS Eric	Porsche 964	1:31.925	1:26.221	27:54.686	3:03.654	7
4	205	Van den BOOGAARD	Porsche 964	1:42.324	10.399	28:05.085	3:04.144	2

NOT CLASSIFIED IN CLASS 4 D Classification Limit (75% of 9 laps) = 6 laps

DNC	109	WOLTERS Hans	Porsche 964	2 laps		6:14.892	3:00.369	2
-----	-----	--------------	-------------	--------	--	----------	----------	---

Class = 5

Pos	Nbr	Name	Car	Gap	Diff	Total time	Fastest	In
1	316	JULESEN Tjarco	Porsche 911	-- 9 laps --		26:14.929	2:51.749	3
2	28	D'HOOOGHE Corry	Lancia Beta Monte Carlo	2:04.035	2:04.035	28:18.964	3:04.602	5

The classification distance (75% of 9 laps = 6 laps) was achieved
 The classification distance (75% of 9 laps = 6 laps) was achieved
 The classification distance (75% of 9 laps = 6 laps) was achieved
 The classification distance (75% of 9 laps = 6 laps) was achieved
 The classification distance (75% of 9 laps = 6 laps) was achieved
 The classification distance (75% of 9 laps = 6 laps) was achieved
 The classification distance (75% of 8 laps = 6 laps) was achieved
 The classification distance (75% of 9 laps = 6 laps) was achieved
 The classification distance (75% of 9 laps = 6 laps) was achieved
 The classification distance (75% of 9 laps = 6 laps) was achieved
 The classification distance (75% of 9 laps = 6 laps) was achieved
 The classification distance (75% of 9 laps = 6 laps) was achieved
 The classification distance (75% of 9 laps = 6 laps) was achieved
 The classification distance (75% of 9 laps = 6 laps) was achieved

All participants are classified in class : 1 C
 All participants are classified in class : 1 E
 All participants are classified in class : 2 B
 All participants are classified in class : 2 C
 All participants are classified in class : 2 D
 All participants are classified in class : 2 E
 All participants are classified in class : 3 A
 All participants are classified in class : 3 B
 All participants are classified in class : 3 C
 All participants are classified in class : 3 D
 All participants are classified in class : 4 B
 All participants are classified in class : 4 C
 All participants are classified in class : 4 D
 All participants are classified in class : 5

Fastest time : 2:51.060 in lap 8 by nbr. 107 : GELISSEN Olav (Porsche 964)

Timekeeping by : RSTime by TimeService.nl

Results and Laptimes : www.raceresults.nl

Time Printed : 13:18:37

Publication-time

13:30h

Clerk of the Course

Steward

Timekeeper

Page 2 of 2

Results remain provisional pending technical examination and decisions from the stewards of the meeting



Spa Race Festival 2012

Belgian Historic Cup - Race 2

20 - 22 July 2012

Spa - 7003 mtr.

Pos	Nbr	Name	Car	Cls	PIC	Gap	Total time	Fastest	In	Avg. Speed
NOT CLASSIFIED IN CLASS 3 C Classification Limit (75% of 9 laps) = 6 laps										
DNC	96	VAN ROMPUY Dirk	Opel Kadett GTE	3 C	5	1 laps	3:32.191		0	118.81
NOT CLASSIFIED IN CLASS 4 C Classification Limit (75% of 9 laps) = 6 laps										
DNC	121	BRACKE Jonathan	BMW 325i	4 C	9	2 laps	7:14.922	3:21.978	1	115.93
NOT CLASSIFIED IN CLASS 4 D Classification Limit (75% of 9 laps) = 6 laps										
DNC	109	WOLTERS Hans	Porsche 964	4 D	5	2 laps	6:14.892	3:00.369	2	134.49

The classification distance (75% of 9 laps = 6 laps) was achieved
 The classification distance (75% of 9 laps = 6 laps) was achieved
 The classification distance (75% of 9 laps = 6 laps) was achieved
 The classification distance (75% of 9 laps = 6 laps) was achieved
 The classification distance (75% of 9 laps = 6 laps) was achieved
 The classification distance (75% of 8 laps = 6 laps) was achieved
 The classification distance (75% of 9 laps = 6 laps) was achieved
 The classification distance (75% of 9 laps = 6 laps) was achieved
 The classification distance (75% of 9 laps = 6 laps) was achieved
 The classification distance (75% of 9 laps = 6 laps) was achieved
 The classification distance (75% of 9 laps = 6 laps) was achieved
 The classification distance (75% of 9 laps = 6 laps) was achieved
 The classification distance (75% of 9 laps = 6 laps) was achieved

All participants are classified in class : 1 C
 All participants are classified in class : 1 E
 All participants are classified in class : 2 B
 All participants are classified in class : 2 C
 All participants are classified in class : 2 D
 All participants are classified in class : 2 E
 All participants are classified in class : 3 A
 All participants are classified in class : 3 B
 All participants are classified in class : 3 C
 All participants are classified in class : 3 D
 All participants are classified in class : 4 B
 All participants are classified in class : 4 C
 All participants are classified in class : 4 D
 All participants are classified in class : 5

Fastest time : 2:51.060 in lap 8 by nbr. 107 : GELISSEN Olav (Porsche 964)





Timekeeping by : RSTime by TimeService.nl

Results and Laptimes : www.raceresults.nl

Time Printed : 13:16:19

Publication-time

13:30L

Clerk of the Course  Hans Schnock	Steward  J. Stuyt	Timekeeper  Harald Roelse	
Page 2 of 2 Results remain provisional pending technical examination and decisions from the stewards of the meeting			